



What is Chloride Discharge?

Why do municipal wastewater plants have chloride in their discharge?

The answer starts with water hardness. People soften their water to make soaps lather more and prevent calcium buildup on appliances and fixtures. Point-of-entry ion exchange water softeners are widely used to treat water hardness in Minnesota. To ensure the continued operation of a point-of-entry ion exchange softener, it must be periodically regenerated with high salt brine that contains chloride. This brine eventually drains into a municipal wastewater system. The cumulative loading from all the point-of-entry softeners in the sewer contributes significantly to the high chloride concentrations in the wastewater plant discharge.

Starting December 2025, the City will have a new chloride limit of 354 mg/l imposed by the Minnesota Pollution Control Agency. Currently, we average roughly 290 mg/l in our effluent. If the City cannot meet the new limit, we will be forced to look at different options to lower the chloride levels in our waste stream. One of those options would be to modify the current water treatment facility to a reverse osmosis system, which is very expensive.

How can you help? It starts with your water softener. Our drinking water has a total hardness of 180-210 mg/l or about 11-13 parts per million. Adjusting the total hardness setting on your softener to the correct number will reduce the amount of salt (chloride) used. Fewer regenerations will lower the amount of salt brine discharged to the sewer system. A benefit to using less salt is that it can save you money, too!

Soft Water In

Control Value

Hard Water In

Brine Tank

Water Softener

1. The body of a water softener is a tank filled with resin beads. These beads are covered with sodium ions. As hard water passes through, the resin beads act like a magnet, attracting the calcium and magnesium ions (hardness) in exchange for the sodium ions.
2. Eventually, the resin beads become saturated with mineral ions and must be re-charged. This process is called regeneration and is conducted by the control value on the top of the tank. The control valve is the brain of the system.
3. During regeneration, a strong brine solution is flushed through the resin tank, bathing the resin beads in a stream of sodium ions, which replace the accumulated calcium and magnesium ions (hardness).
4. The brine solution, carrying the displaced calcium and magnesium ions, is flushed down the drain by fresh water. The regenerated resin beads can be used again and again.

Hard water fills the tank. The hard water ions are attracted to the resin as it passes through the resin beads. By the time the water gets to the bottom of the tank, it is soft.

Inside This Issue



WINTER RECREATION | PAGE 3



VISIT SANTA | PAGE 8

NEW CITY HALL HOURS | PAGE 2

WINTER PARKING REMINDER | PAGE 2

PLANNING AND ZONING | PAGE 3

RECYCLING | PAGE 3

DELLWOOD PARK | PAGE 5

SANTA AND THE FIRE TRUCK | PAGE 6

CHAMBER NEWS | PAGE 7

Visit us on social media!



Become an Election Judge

Election judges are temporary, paid employees of local election officials trained to handle all aspects of voting at the polling place. Serving as an election judge is a chance to learn about elections and an excellent community service.

Time Commitment

TRAINING

You must attend a required training that will be roughly two hours long. Classes are online.

WORKDAYS

Work days are the Presidential Primary, State Primary and General Election. A smaller workforce is usually needed for the primary. In some cases, you can ask only to work the general election in November.

WORK DAY SCHEDULE

A typical schedule on Election Day is from 6:00 a.m. to around 9:00 p.m. In some cases, you can ask to work a half-day.

High school student trainees

16 and 17-year-old students can work as election judge trainees, receive training and be paid for their work. It's a great way to learn about elections and voting and earn cash simultaneously!

You cannot be asked to work past 10:00 p.m. You will be assigned the same duties as other judges, except for tasks requiring party affiliation. You will need to attend and complete the same training as other judges.

To qualify, you must be 16 or 17 on or before Election Day, be a U.S. citizen in good academic standing at a Minnesota high school (or homeschooled) and get permission from your parents and school.

The City is looking for election judge workers to work the Presidential Primary Election on Tuesday, March 5, 2024, State Primary Tuesday, August 13, 2024 and the General Election on Tuesday, November 5, 2024. Compensation: Election Judge \$15.00 per hour and Head Election Judges \$15.50 per hour.

To become an election judge, stop in at City Hall and fill out an application, contact City Clerk Jenni Wida at 763-235-2303, jwida@stfrancismn.org or visit our website at www.stfrancismn.org/cityclerk/page/election-judge-job-description-and-application.



New City Hall Hours

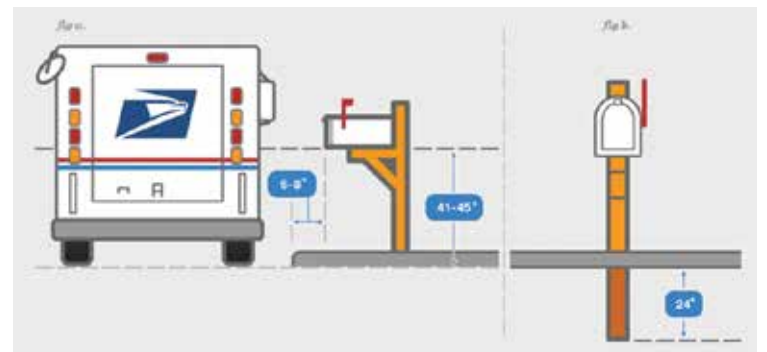
Starting January 2, 2024, City Hall hours will change to the following:

Monday	7:00 a.m.-5:30 p.m.
Tuesday	7:00 a.m.-5:30 p.m.
Wednesday	7:00 a.m.-5:30 p.m.
Thursday	7:00 a.m.-5:30 p.m.
Friday	7:00-11:00 a.m.



Winter Parking and Snow Removal Reminders!

- Do NOT blow, shovel or push snow from your driveway into the street. It is illegal and the City will be issuing code enforcement violations on residents who violate this law (Minnesota Statute 160.2715). Violations are misdemeanors, but civil penalties would also apply if the placement of snow creates a hazard, such as a slippery area, frozen rut or bump contributing to a motor vehicle or pedestrian crash. The civil liability can extend to the property owner and the person who placed the snow.
- When shoveling your driveway apron, shovel the snow to the right of your driveway. If you are looking at the street, it will reduce the amount of snow in your driveway when the plow comes by.
- Do NOT park your vehicle in the street. (No parking is allowed on any city street during November through May from 1:00 a.m. to 11:00 a.m. and/or during a snow event. A snow event occurs when snowfall is 2 inches or more and ends when the roads have been cleared to full width. Violators will be towed at the owner's expense.)
- Please help keep fire hydrants clear next to your home.
- Do not place your garbage cans in the street. Ensure they have a spot at the edge of your driveway.
- Keep the area around and behind your mailbox clear of snow. It allows room for more snow without it piling up. The image below describes USPS requirements for your mailbox. Using these requirements can help reduce the chances of your mailbox being damaged.



Winter Recreation

It's that time of year for most of us to hide inside our homes and hope for an early spring. For others, it's a great time to get outside and enjoy what mother nature provides! St. Francis has two ice rinks and a sledding hill you can enjoy this winter. The ice rinks are outdoors with a warming house in the middle. Since they are outdoors, they are subject to good ice-making weather. When winter provides cold weather and snow, the rinks are up and running within a few weeks. The city tries to have the rinks ready around December 21. The ice rinks are on 229th Avenue NW, just south of St. Francis Elementary School.

Head to our sledding hill at Seelye Brooke Park at 4550 229th Avenue NW when you're done ice skating. The park includes a port-a-potty and off-street parking. The parking lot is located east of the playground behind the pine trees. The sledding hill is open to everyone during regular park hours! Parking is east and south of the playground. Please do not park on the street. Check the City website for a park map and more information on our parks.

Planning and Zoning Commission is seeking members

Are you interested in helping to guide the growth of the City? Join the Planning Commission!

If you are interested in leading the City through its vision and goals, the Planning Commission may be of interest to you. Commission Members are involved with City planning, guiding the City Code and making land use and project recommendations to the City Council.

You must be a resident of the City. The Planning Commission meets on the third Wednesday of every month starting at 7:00 p.m. Terms are for three years following a calendar year and commissioners are paid for their time as outlined in the City Fee Schedule. Attendance is extremely important!

To apply for an open position on the Planning & Zoning Commission, click on the Commission Application Form under Supporting Documents on the City's Planning and Zoning Commission webpage, www.stfrancismn.org/bc-pzc. For information or to apply, contact Colette Baumgardner, Community Development Director, at 763-235-2301 or cbaumgardner@stfrancismn.org.

Assessor's Corner—2023 Property Review update

The City Assessors have finished visits to all properties due for a five-year review. In the weeks ahead, assessors will be out in the City viewing work done on permits (new construction, demolition, decks, additions, etc.) issued this year, as well as follow up on projects that were in progress at the end of 2022.

2024 Proposed Property Taxes Statements will be mailed out from Anoka County in November. This notice shows the preliminary estimate of the 2024 property tax amount. The proposed tax estimate amount is based on preliminary levies submitted by Anoka County, the City of St. Francis, school districts and other taxing authorities. Dates and times are given for upcoming public meetings for each of the taxing authorities, where questions and concerns about the levy amounts may be expressed. This notice does not include amounts for waste management fees, special assessments or school district referenda approved in the fall. More information about these statements can be found online at www.AnokaCountyMN.gov/4315/Sample-Notices-Statements.

For more information about Minnesota Property Taxes, visit the Minnesota Department of Revenue online at www.revenue.state.mn.us/understanding-property-tax.

Recycling – Holiday Lights and Used Cell Phones

St. Francis Public Works collects your old, used, broken or worn-out cell phones and holiday lights for proper recycling every year. These items are not recycled through your curbside recycling carts. Instead, they are usually thrown in the trash.

Public Works will collect your used lights and cell phones and properly recycle them at a local recycling facility. You can drop off your holiday lights and cell phones at the Police and Public Works Facility during regular hours from 6:00 a.m. to 4:30 p.m., Monday through Friday. If you have any recycling questions or concerns, please call Public Works at 763-233-5200.

While dropping off your holiday lights and cell phones, you can also pick up your FREE organics bin!

Recycling Appliance and Used Oil Drop-Off Event

Drop off used appliances and motor oil at Public Works from January 29 through February 2 from 7:00 a.m. until 3:00 p.m. Public Works is at 4058 St Francis Boulevard NW. Appliances cost \$5 per appliance and motor oil is FREE. Please call Public Works to pay ahead for appliances or if you have any questions at 763-233-5200.

A Garbage/Recycling Cart Reminder for Winter

On your trash service day, please place your garbage and recycling carts in your driveway or yard, not the street. Also, keep three feet of clearance between carts. If there is a snow event and carts are placed on the road, it slows down the plowing of all city streets.

Recycle Smart – Keep “Tanglers”

Such as plastic bags out of your curbside recycling cart!

“Tanglers” is a recycling industry term for any item that could get wrapped around equipment at recycling sorting facilities. You may not realize this, but all the recyclables you combine in your curbside recycling cart must be separated by material or they cannot be sold to companies that make products. Items such as plastic bags and stretch film, holiday string lights, electrical cords, rope, garden hoses, clothing and chains are all considered tanglers. These items become tangled on sorting equipment and workers can spend hours each day removing them, causing costly processing delays.

However, some of these items are recyclable at drop-off centers since drop-offs collect items separately and therefore, they can be sent directly to a market without sorting.

The following list are tanglers that can be recycled at drop-offs:

- **Plastic bags, stretch film and air pillows**



Reduce/reuse:

Avoid using plastic bags by bringing your own bag.

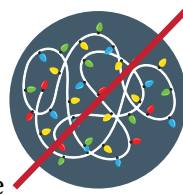
Bring packaging materials to

mailing stores or the Coon Rapids Recycling Center for reuse.

Recycle: Clean, dry bags and stretch film can be taken to large retailers or grocery stores. Puncture plastic air pillows so they can be recycled with other plastic film. Look for collection containers by store entrances.

Trash: Non-stretchy cellophane, wet or food-contaminated bags, plastic handles.

- **Holiday/string lights and electrical cords**



Recycle: Many city halls and recycling centers collect these items for recycling. Any scrap metal or electronics recycler will accept them as well.

- **Clothing**

Reduce/reuse: There are many outlets for clean, usable clothing. Some food shelves, drop boxes,

thrift stores and charitable pickup services accept functional clothing. If ripped or torn, it is best to use it as a rag or donate to organizations that accept rags.

- **Metal chains/ropes/garden hoses**



Reduce/reuse:

Ideas of what to do with old, leaky garden hoses abound on the internet and having some spare rope on hand is usually a good idea.

Recycle: Metal chains can be recycled with scrap metal. *Rope and garden hoses—cannot be recycled.*

Trash: If you can’t repurpose them, worn rope and damaged hoses are not recyclable and must be thrown away.

Go to AnokaCountyMN.gov/RecyclingDirectory for additional information.


Dellwood River Park Rum Riverbank Stabilization

Construction on the riverbank stabilization began in October at Dellwood Park in the City of St. Francis. Severe erosion of the riverbank within the park is causing large tree loss and is threatening a popular walking trail that borders the river. The project design features rock riprap armoring, root wads, bendway weirs and soft-armoring with decor tree revetments and live stakes.

Dellwood River Park Riverbank Protection Concept



Dellwood River Park Riverbank Protection Concept



CALL BEFORE YOU DIG!

Gopher State One Call
 Local: 651-454-0002
 Toll Free: 1-800-252-1166
www.gopherstateonecall.org

KNOW THE FLOW!

www.knowtheflow.us

What is Stormwater and Why Does it Need to be Managed?

What is stormwater and stormwater runoff? The water on Earth constantly cycles between liquid, gas and solid states. As part of the water cycle, water vapor in the air condenses and falls as rain and/or snow. When that rain or snow hits the ground, it is called “stormwater.” Stormwater, including melted snow or ice, eventually does one of the following:

1. runs off to a surface water (pond, lake, river, etc.);
2. soaks into (infiltrates) the ground or
3. evaporates back into the atmosphere.

Stormwater runoff is the portion of stormwater that runs off to surface water. Many factors affect how much stormwater will run off, including the following.

- The temperature determines if the precipitation is frozen and how fast it melts. Snow that accumulates during winter may melt quickly in spring, which can lead to flooding. High temperatures also increase the amount of water that evaporates.
- Vegetation can slow the rate of runoff and take up water, thus reducing the amount of runoff.
- Runoff will increase as the slope of the land increases.
- The most crucial factor affecting stormwater runoff is the makeup of the surface that stormwater runs over. If the surface is sandy (pervious surface), more water soaks in than if the surface is clayey. Impervious surfaces, such as streets and roofs, allow for almost no infiltration. Thus, areas with a high percentage of impervious surface will have a large amount of stormwater runoff.

Why does stormwater need to be managed? Over the past century, we have built homes, roads, shopping centers, commercial buildings and so on, dramatically increasing the impervious surface. At the same time, we have modified the landscape to facilitate rapid drainage of stormwater runoff from our developments. This has had the effect of concentrating the stormwater runoff and decreasing infiltration. This causes three problems.

1. Flowing water is powerful and picks up soils, debris, leaves and oils from the impervious surfaces it flows over. Unless treated, this material reaches surface waters, which can pollute them beyond the point where the water supports wildlife or recreation.
2. The increased volume of water running off and the high drainage speed means large quantities of water reach surface waters quickly. This can lead to flooding and scouring (erosion) of river channels.
3. Less water infiltrates, reducing soil moisture and less water percolating into groundwater. Consequently, plants may be stressed during dry periods and aquifer (groundwater) levels may decrease. Depleted groundwater levels may, in turn, reduce water levels in streams and reduce drinking water supplies.

We can minimize or reduce these negative impacts

through proper management of stormwater. Examples of management strategies include the following:

- Retain runoff water and release it slowly to reduce flooding.
- Capture and treat runoff to reduce pollutant loads.
- Reduce the amount of materials available to the rapidly flowing water by stabilizing slopes with ground cover and removing debris and other potential pollutants from the runoff path.

Source: Minnesota Pollution Control Agency.

Winter Salt Alternatives—Ways to Reduce Chloride Pollution

As the snow season draws near, consider this: sodium chloride (NaCl) is the most common form of salt used for de-icing roads and walkways. It is used so much that it has become a water pollutant. Here are ways to reduce chloride pollution, have safer walking areas and save some money.

- Remove snow during a snowstorm instead of waiting until the end. Start with the very first snow and keep up the rest of the winter, especially in shaded walkways.
- Think “anti-icing.” The goal is to break the bond between ice and pavement where you need it so it can be shoveled or plowed (as opposed to melting everything).
- Treat before a storm to help prevent ice buildup, so less deicer is needed.
 - o Alternatives: for traction ONLY, sand is safe and effective, but sweep up excess and reuse.
 - o Liquid magnesium chloride, calcium chloride, potassium chloride (all three work better than regular salt in colder temps), calcium magnesium acetate and potassium acetate.
- Do NOT apply if ice has already formed, in rainy, sleety, blowing conditions or snowfall is more than one inch per hour.
- Concrete may require specialized use or product. Salt, chlorides and urea-based (“pet-friendly”) options can cause pitting or spalling of concrete surfaces. Check the product label for use on concrete.
- After storms, use as little de-icer as possible:
 - o The closest salt substitute is potassium acetate, but it is hard to find—ask for it to create demand.
 - o Sand – safe for pets and children (sweep up excess). Remember, regular salt is ineffective at temperatures below 15 degrees (F). Try sand or pre-treat with liquid magnesium, calcium or potassium chlorides.

Information provided by Coon Creek Watershed District (763.755.0975 or www.cooncreekwd.org).

Winter Parking Restrictions

The City of St. Francis has winter parking restrictions from November 1 to May 1. During this time, there is no parking on city streets from 1:00 am until 11:00 am. Also, if snow accumulations are more than two inches, there is no on-street parking until the roads have been plowed from curb to curb.



Officers will issue citations for the winter parking violation. The most common complaint when someone does receive a ticket is "I didn't know." Please help spread the word to your friends, family and neighbors. Also, make sure any overnight guests are informed as well.

If you have any questions, contact an on-duty officer through Anoka County Dispatch at 763-427-1212.

Snowmobile Safety

- Don't drink alcohol and ride.
- Pay attention to the weather and check trail conditions.
- Don't ride alone.
- Slow down, obey all trail signs and cautiously cross roadways.
- Stay to the right on trails.
- Stay on designated trails to avoid violating trespassing laws.
- Obtain a permit from the Police Department if riding in a permit zone.
- Obey all state laws and local ordinances.

Snowmobile ordinances can be viewed on the City of St. Francis website under Chapter 7 of the City Code.

Find us on 

Please "like" the St. Francis Police Department Facebook page.

Package Theft Deterrents

Holidays are approaching fast and more packages are being delivered to homes than ever. Millions of Americans have packages stolen from their homes each year. There are several ways to protect yourself from criminal activity. Here are some measures that can be taken to protect yourself from package theft.

- If you know you won't be home during the delivery of a package, have it delivered to your workplace.
- Place insurance on the item being delivered.
- If you're leaving for the holidays, place your package on hold.
- Require signature on delivery.
- Install a security camera. Security cameras can deter a thief and act as a tool for law enforcement if a theft occurs.
- Check with your vendors and delivery services for other security options.



Presents:

*Santa on the
Fire Truck*

*Jues.
12/12
2023*





So Here's The Deal...

TAKE A TRIP TO LAS VEGAS - SFACOC STYLE!

St. Francis Area Chamber of Commerce Annual Dinner

FRIDAY
January 26th
6:00pm
@ THE REFUGE
GOLF CLUB

PLAY CASINO GAMES

Blackjack, Texas Hold 'Em, Let It Ride, Beat the House, Red Dog & many more

CHANCES TO WIN PRIZES

50/50, Silent Auction & Raffles

DINNER & DRINKS

A Buffet Dinner

**SUPPORT THE ST FRANCIS
AREA CHAMBER OF COMMERCE**

Details at www.stfrancischamber.org

ECRWSS POSTAL PATRON

Events Calendar

Visit the City's website www.stfrancismn.org for calendar updates.

VISIT Santa

**Thursday,
December 14
5:00-7:00 p.m.**

St. Francis Police Department
4058 St. Francis Boulevard NW

St. Francis Police Department will be a drop-off location for gifts for children in need.

Donations will be accepted November 21 through December 14. Facilitated by the Police Christmas Committee and Toys for Joy, helping people living in Anoka County.

Kids can tell Santa what the perfect gift would be!
Parents, bring your camera.



City Council Meetings

First and third Monday each month at 6:00 p.m.
(If a holiday, the meeting will be Tuesday.)

Planning Commission Meetings

Third Wednesday each month at 7:00 p.m.
Meetings are held at

St. Francis Area Schools District Office
4115 Ambassador Boulevard NW

Agendas and minutes online at www.stfrancismn.org

City Hall Location

23340 Cree Street NW
St. Francis, MN 55070

Hours Monday-Thursday 7:00 a.m.-5:30 p.m.
Contact Us city@stfrancismn.org 763-753-2630
Website www.stfrancismn.org

City Council

Mayor Joe Muehlbauer	763-235-2314
Councilmember Sarah Udvig	763-235-2311
Councilmember Robert Bauer	763-235-2312
Councilmember Kevin Robinson	763-235-2313
Councilmember Vacancy	